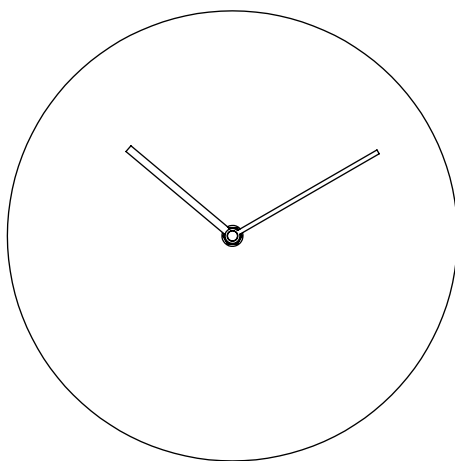
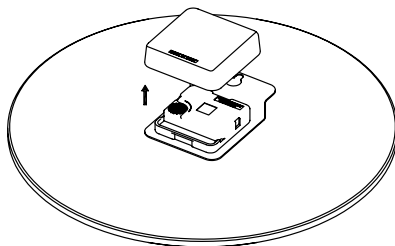


# Marble Wall Clock by Norm Architects



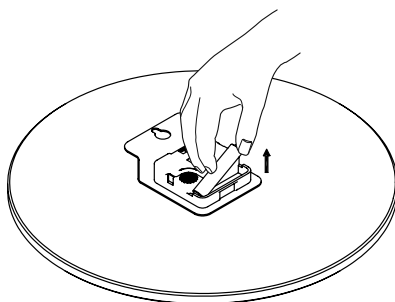
MENU

1

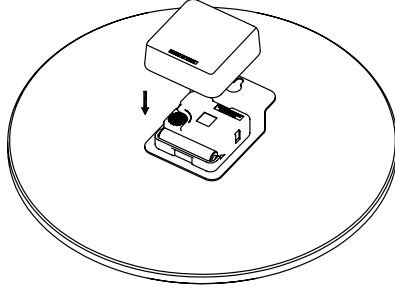


Insert 1 “AA” (MN1500,LR6 or equivalent) type battery (not supplied) into the battery compartment on the rear of the clock. Rotate the time ser wheel/knob at the back of the clock to the desired setting. When mounting the clock on the wall, be sure use screws and plugs fit for your wall type.

2



3



4

